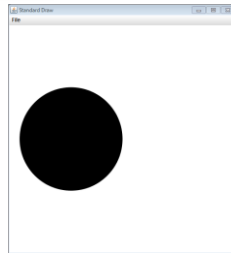




## Hello drawing!

```
public class HelloDraw
{
    public static void main(String [] args)
    {
        StdDraw.filledCircle(0.25, 0.5, 0.25);
    }
}
```



5

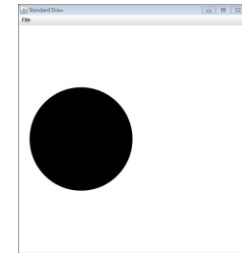
## Arguments to filledCircle()

```
public class HelloDraw
{
    public static void main(String [] args)
    {
        StdDraw.filledCircle(0.25, 0.5, 0.25);
    }
}
```

Put the circle at x coordinate 0.25

Put the circle at y coordinate 0.5

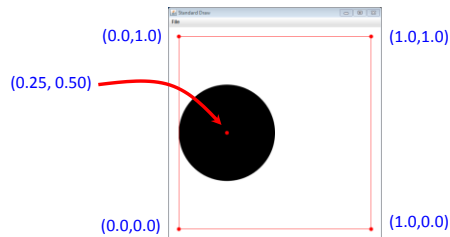
Make the circle be of radius 0.25



6

## Default coordinate system

```
public class HelloDraw
{
    public static void main(String [] args)
    {
        StdDraw.filledCircle(0.25, 0.5, 0.25);
    }
}
```



7

## Other shapes and text

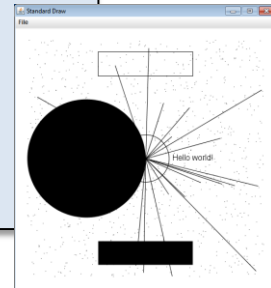
```
public class DrawShapes
{
    public static void main(String [] args)
    {
        StdDraw.filledCircle(0.25, 0.5, 0.25);
        StdDraw.circle(0.5, 0.5, 0.1);

        StdDraw.filledRectangle(0.5, 0.1, 0.2, 0.05);
        StdDraw.rectangle(0.5, 0.9, 0.2, 0.05);

        StdDraw.text(0.7, 0.5, "Hello world!");

        for (int i = 0; i < 1000; i++)
            StdDraw.point(Math.random(),
                          Math.random());

        for (int i = 0; i < 20; i++)
            StdDraw.line(0.5,
                        0.5,
                        Math.random(),
                        Math.random());
    }
}
```



8

## Adding color

```
public class DrawShapesColor
{
    public static void main(String [] args)
    {
        StdDraw.setPenColor(StdDraw.RED);
        StdDraw.filledCircle(0.25, 0.5, 0.25);
        StdDraw.setPenColor(StdDraw.BLUE);
        StdDraw.circle(0.5, 0.5, 0.1);

        StdDraw.setPenColor(StdDraw.GREEN);
        StdDraw.filledRectangle(0.5, 0.1, 0.2, 0.05);
        StdDraw.setPenColor(StdDraw.PINK);
        StdDraw.rectangle(0.5, 0.9, 0.2, 0.05);

        StdDraw.setPenColor(StdDraw.ORANGE);
        StdDraw.text(0.7, 0.5, "Hello world!");

        StdDraw.setPenColor(StdDraw.MAGENTA);
        for (int i = 0; i < 1000; i++)
            StdDraw.point(Math.random(), Math.random());

        StdDraw.setPenColor(StdDraw.GRAY);
        for (int i = 0; i < 20; i++)
            StdDraw.line(0.5, 0.5, Math.random(), Math.random());
    }
}
```

```
StdDraw.BLACK
StdDraw.BLUE
StdDraw.CYAN
StdDraw.DARK_GRAY
StdDraw.GRAY
StdDraw.GREEN
StdDraw.LIGHT_GRAY
StdDraw.MEGENTA
StdDraw.ORANGE
StdDraw.PINK
StdDraw.RED
StdDraw.WHITE
StdDraw.YELLOW
```

9

## Adding color

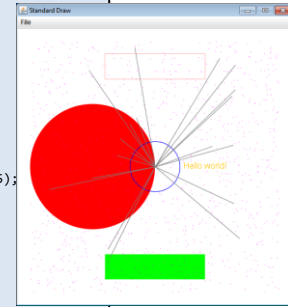
```
public class DrawShapesColor
{
    public static void main(String [] args)
    {
        StdDraw.setPenColor(StdDraw.RED);
        StdDraw.filledCircle(0.25, 0.5, 0.25);
        StdDraw.setPenColor(StdDraw.BLUE);
        StdDraw.circle(0.5, 0.5, 0.1);

        StdDraw.setPenColor(StdDraw.GREEN);
        StdDraw.filledRectangle(0.5, 0.1, 0.2, 0.05);
        StdDraw.setPenColor(StdDraw.PINK);
        StdDraw.rectangle(0.5, 0.9, 0.2, 0.05);

        StdDraw.setPenColor(StdDraw.ORANGE);
        StdDraw.text(0.7, 0.5, "Hello world!");

        StdDraw.setPenColor(StdDraw.MAGENTA);
        for (int i = 0; i < 1000; i++)
            StdDraw.point(Math.random(), Math.random());

        StdDraw.setPenColor(StdDraw.GRAY);
        for (int i = 0; i < 20; i++)
            StdDraw.line(0.5, 0.5, Math.random(), Math.random());
    }
}
```




10

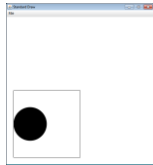
## Changing coordinate size

- Often convenient to use different coordinates
  - 0.0 to 1.0 is default x-size and y-size
  - Change x-size StdDraw.setXscale(double min, double max)
  - Change y-size StdDraw.setYscale(double min, double max)

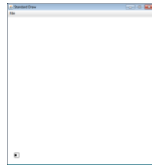
```
StdDraw.filledCircle(0.25, 0.5, 0.25);
StdDraw.rectangle(0.5, 0.5, 0.5, 0.5);
```



```
StdDraw.setXscale(0.0, 1.0);
StdDraw.setYscale(0.0, 1.0);
```



```
StdDraw.setXscale(0.0, 2.0);
StdDraw.setYscale(0.0, 2.0);
```



```
StdDraw.setXscale(0.0, 30.0);
StdDraw.setYscale(0.0, 30.0);
```

11

## Drawing images

- Loading image from file
  - Supports various formats such as JPG and PNG
  - Put image files in same directory with program
  - StdDraw.picture(double x, double y, String filename)

```
public class DrawImage
{
    public static void main(String [] args)
    {
        StdDraw.picture(0.5, 0.5, args[0]);
    }
}
```

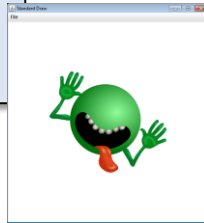
12

## Drawing images

- Loading image from file
  - Supports various formats such as JPG and PNG
  - Put image files in same directory with program
  - `StdDraw.picture(double x, double y, String filename)`

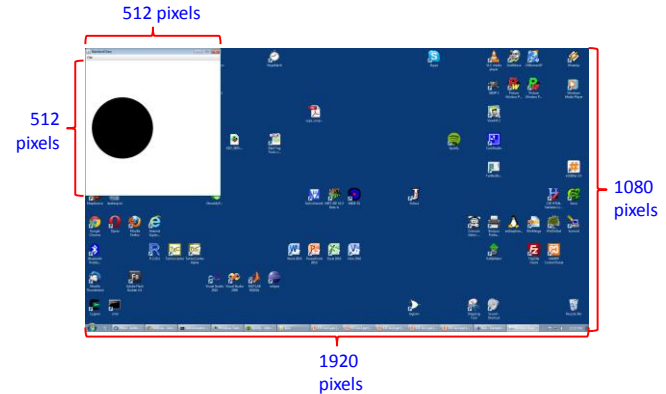
```
public class DrawImage
{
    public static void main(String [] args)
    {
        StdDraw.picture(0.5, 0.5, args[0]);
    }
}
```

`% java DrawImage dont_panic.png`



13

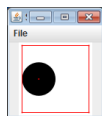
## Window size



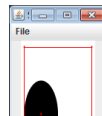
14

## Changing window size

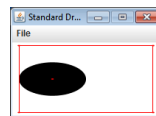
- Window size
  - Defaults size 512 x 512 pixels
  - To set different size:
    - `StdDraw.setCanvasSize(int width, int height)`
  - Call just once at start of program



100 x 100



100 x 200



200 x 100

15

## Animating things

- Animation loop
  - Clear previous drawing
    - `StdDraw.clear()` (or draw a picture over the screen)
  - Draw new stuff
  - Sleep for awhile
    - `StdDraw.show(int timeMs)`
  - Repeat

```
public class SpinningImage
{
    public static void main(String [] args)
    {
        int degrees = 0;
        while (true)
        {
            StdDraw.clear();
            StdDraw.picture(0.5, 0.5, args[0], degrees);
            degrees = (degrees + 1) % 360;
            StdDraw.show(10);
        }
    }
}
```

16

## Keyboard input

- **Responding to keyboard input**
  - Problem: StdIn waits for text then enter key
  - StdDraw gives us real-time keyboard input
    - Check if key was pressed: `StdDraw.hasNextKeyTyped()`
    - Find out the key: `StdDraw.nextKeyTyped()`
  - Note: **must click on drawing window first**
  - Example:
    - Make image spin clockwise on 'a'
    - Make image spin counterclockwise on 's'
    - Stop spinning on any other key

17

## Interactive spinning image

```
public class SpinningImageKey
{
    public static void main(String [] args)
    {
        int degrees = 0;
        int direction = 0;
        while (true)
        {
            StdDraw.clear();
            StdDraw.picture(0.5, 0.5, args[0], degrees);

            if (StdDraw.hasNextKeyTyped())
            {
                char ch = StdDraw.nextKeyTyped();
                if (ch == 'a')
                    direction = 1;
                else if (ch == 's')
                    direction = -1;
                else
                    direction = 0;
            }
            degrees = (degrees + direction) % 360;
            StdDraw.show(10);
        }
    }
}
```

18

## Adding sound

- **StdAudio**
  - **Plays sound files** in .wav, .au, .mid format
    - Plays one time
    - `StdAudio.play(String filename)`
  - Also can play raw audio in double []
    - For creating your own sounds
  - Example, add audio to our spinning image:

```
public class SpinningImageKeyAudio
{
    public static void main(String [] args)
    {
        StdAudio.play(args[1])
        ...
    }
}
```

19

## Additional information

- Many more methods in StdDraw and StdAudio
  - Full documentation:
    - <http://introcs.cs.princeton.edu/java/stdlib/javadoc/StdDraw.html>
    - <http://introcs.cs.princeton.edu/java/stdlib/javadoc/StdAudio.html>

```
void line(double x0, double y0, double x1, double y1)
void point(double x, double y)
void circle(double x, double y, double r)
void filledCircle(double x, double y, double r)
void square(double x, double y, double r)
void filledSquare(double x, double y, double r)
void polygon(double [] x, double [] y)
void filledPolygon(double [] x, double [] y)
void text(double x, double y, String s)
void setFont(Font f)
void setPenColor(Color c)
...
```

20

## Summary

- Drawing

- Easy to do with StdDraw.java
- Draw primitive shapes
- Draw images from a file
- Create animation loops
- Get keyboard input from users



- Audio

- Play audio files

